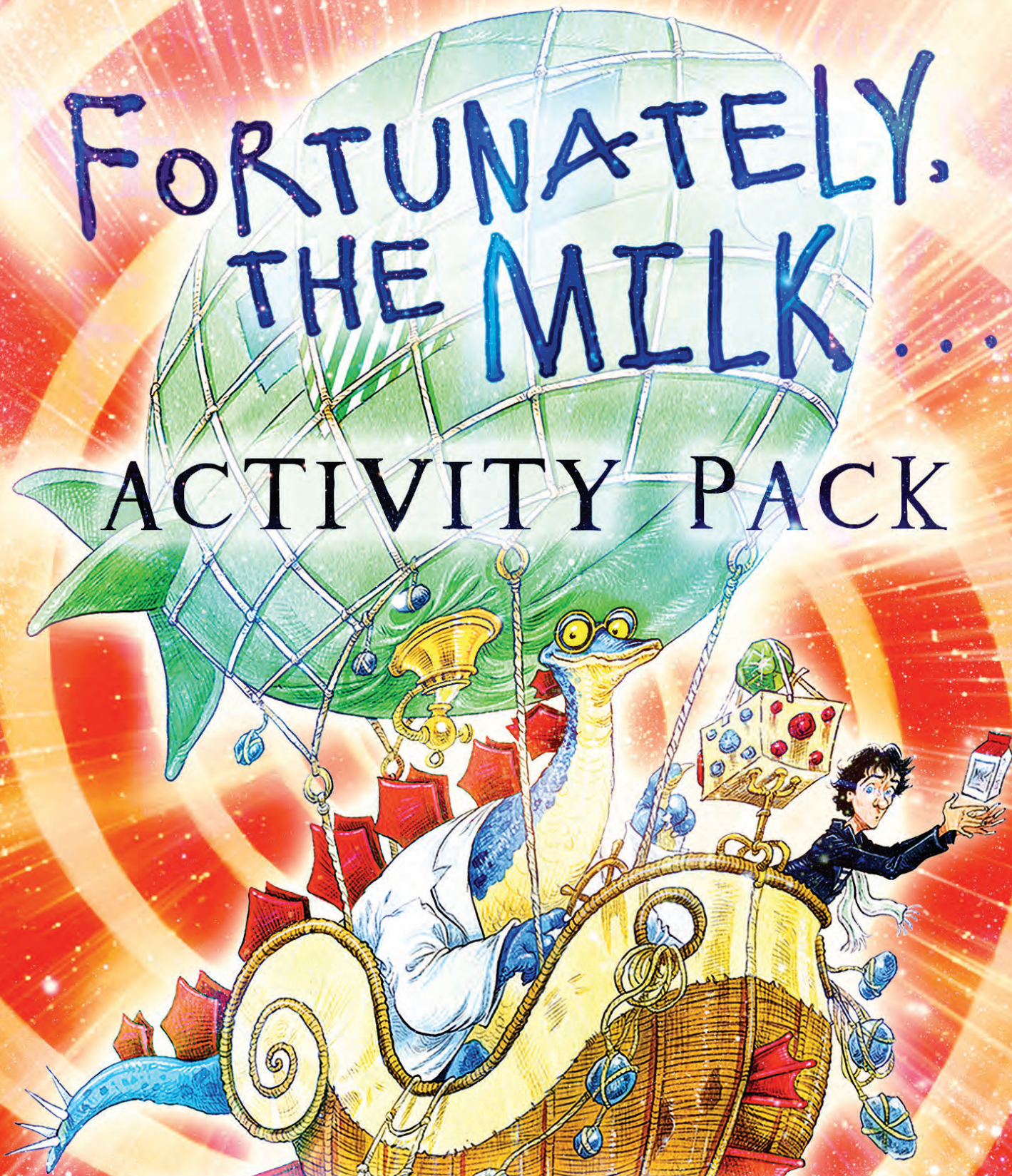


FORTUNATELY,
THE MILK...

ACTIVITY PACK



NEIL GAIMAN
& CHRIS RIDDELL

www.gaimanbooks.com



#FortunatelyTheMilk

BLOOMSBURY



FORTUNATELY, THE MILK...

COLOURING SHEET

Colour in Professor Steg and Dad.




www.gaimanbooks.com



#FortunatelyTheMilk

BLOOMSBURY




FORTUNATELY, THE MILK...



SPACE-TIME CONTINUUM MAZE

Dad has popped out to get some milk. Can you help him get home to his children in time for breakfast?




Find the answer in the answer sheet.

www.gaimanbooks.com



#FortunatelyTheMilk



BLOOMSBURY




FORTUNATELY, THE MILK...

WORDSEARCH

Can you help Professor Steg find these words in the Wordsearch?

Splod * Milk * Stegosaurus * Pirates * Aliens * Volcano God
Wumpires * Hot-air balloon * Toastios * Galactic * Cereal

H	W	U	M	P	W	R	E	E	E	U	O	P
M	O	O	O	N	U	A	S	P	L	O	D	M
I	A	T	E	R	M	L	T	R	A	D	I	S
L	P	F	A	S	P	I	E	A	M	C	V	T
V	I	O	L	I	I	E	G	O	C	I	O	E
O	R	A	I	J	R	X	O	S	E	E	L	S
L	A	E	E	M	E	B	S	H	R	A	C	K
C	T	N	N	S	S	G	A	R	E	O	A	U
B	E	S	S	A	L	A	U	L	A	I	N	R
A	S	Q	M	I	K	L	R	L	L	W	O	U
X	Z	V	G	C	H	O	U	O	F	O	G	X
T	O	A	S	T	I	O	S	U	H	P	O	B
G	A	L	A	C	T	I	C	D	J	L	D	N



Find the answers in the answer sheet.

www.gaimanbooks.com



#FortunatelyTheMilk


BLOOMSBURY



FORTUNATELY. THE MILK ...

SPOT THE DIFFERENCE

Look very closely at these two pictures and see if you can spot the five differences between them.



Find the answers in the answer sheet.

www.gaimanbooks.com



#FortunatelyTheMilk

BLOOMSBURY



FORTUNATELY, THE MILK...

WARNING:
You will need an
adult to help you
with this!


MAKE YOUR OWN MILK CARTON

YOU WILL NEED:

- * Card
- * Scissors
- * Ruler
- * Glue
- * Stick on gems/glitter/paints/buttons

FOLLOW THESE SIMPLE STEPS:

1. Download and print the milk carton template out on to card (see next page).
2. Using scissors, carefully cut the template from the page and fold all the horizontal and vertical lines.
3. Glue the tab shut on the side of the carton and then fold in the bottoms of the carton and glue in place.
4. Decorate your milk carton with gems, glitter, buttons – anything you can find! Then glue the top shut.




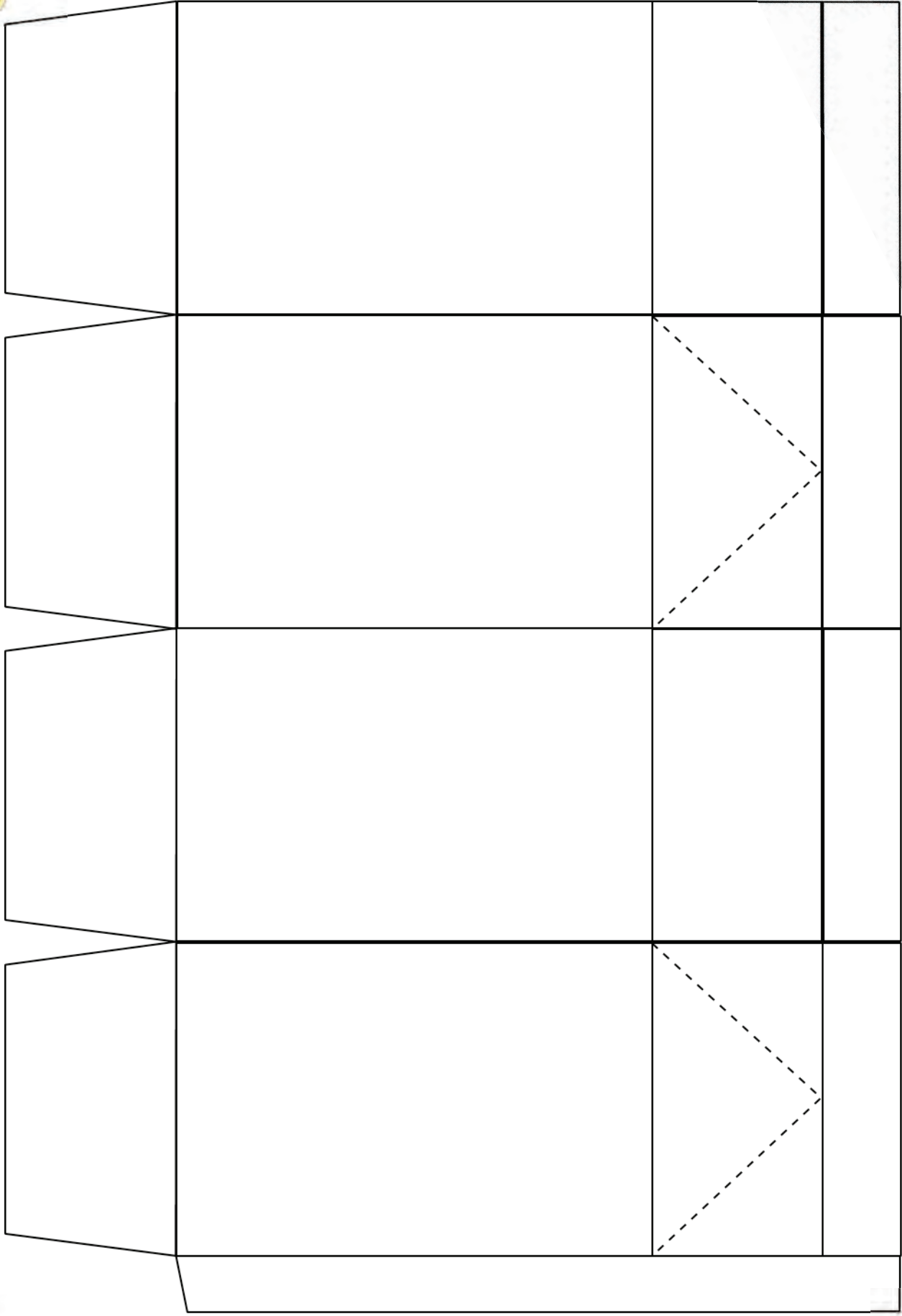
www.gaimanbooks.com



#FortunatelyTheMilk

BLOOMSBURY



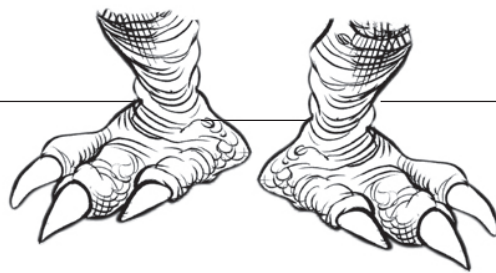



FORTUNATELY, THE MILK...



DRAW YOUR OWN DINOSAUR!

If you could be a dinosaur, what kind of dinosaur would you be?
Draw your dinosaur in the box below.



My dinosaur name would be: _____




www.gaimanbooks.com



#FortunatelyTheMilk

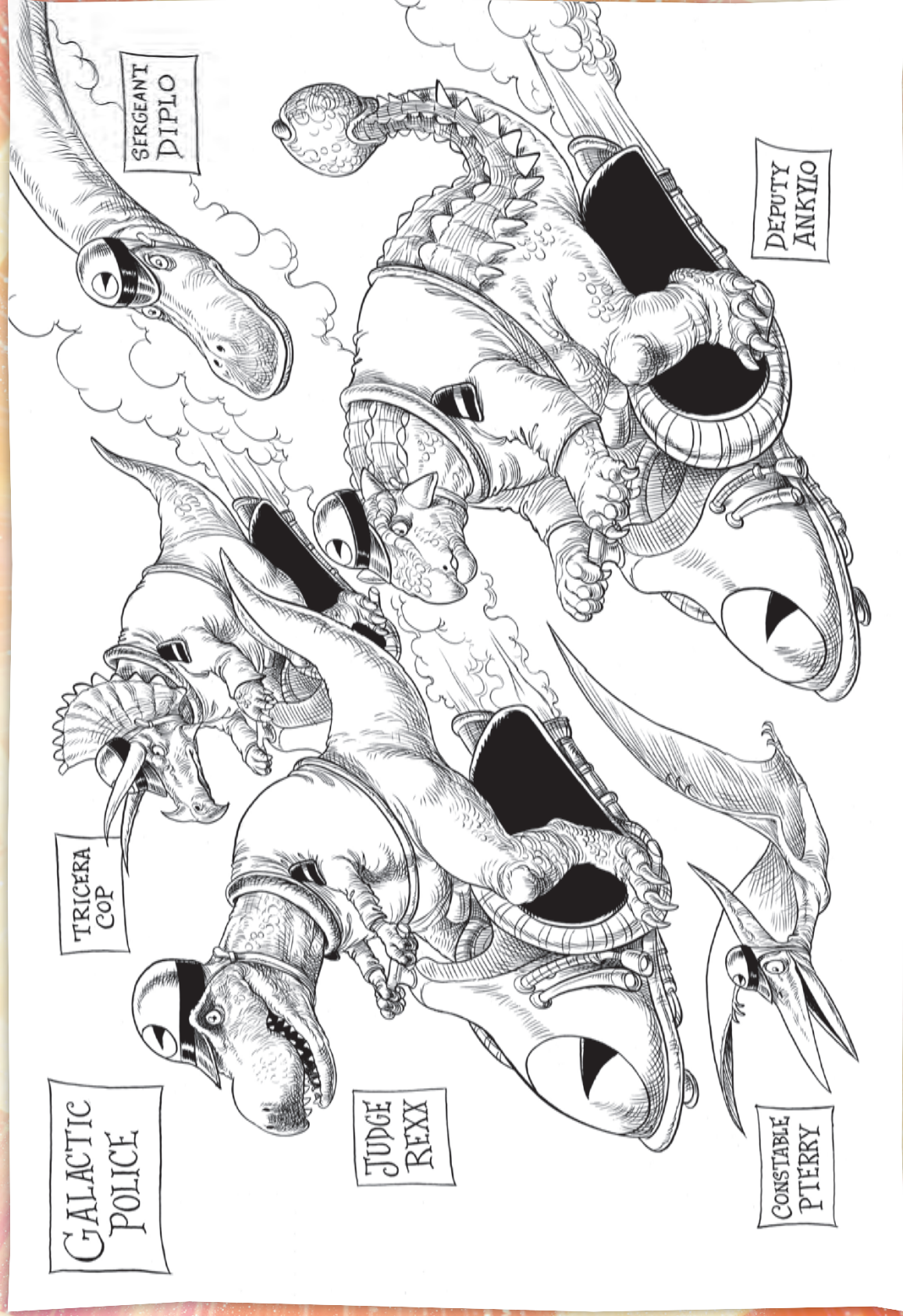
BLOOMSBURY



FORTUNATELY. THE MILK ...

COLOURING SHEET

Colour in the Galactic Police in the picture below.






FORTUNATELY, THE MILK...



ANSWER SHEET


ACTIVITY TWO:

ACTIVITY THREE:



H	W	U	M	P	W	R	E	E	E	U	O	P
M	O	O	O	N	U	A	S	P	L	O	D	M
I	A	T	E	R	M	L	T	R	A	D	I	S
L	P	F	A	S	P	I	E	A	M	C	V	T
V	I	O	L	I	I	E	G	O	C	I	O	E
O	R	A	I	J	R	X	O	S	E	E	L	S
L	A	E	E	M	E	B	S	H	R	A	C	K
C	T	N	N	S	S	G	A	R	E	O	A	U
B	E	S	S	A	L	A	U	L	A	I	N	R
A	S	Q	M	I	K	L	R	L	L	W	O	U
X	Z	V	G	C	H	O	U	O	F	O	G	X
T	O	A	S	T	I	O	S	U	H	P	O	B
G	A	L	A	C	T	I	C	D	J	L	D	N

ACTIVITY FOUR:



www.gaimanbooks.com



#FortunatelyTheMilk

BLOOMSBURY

