

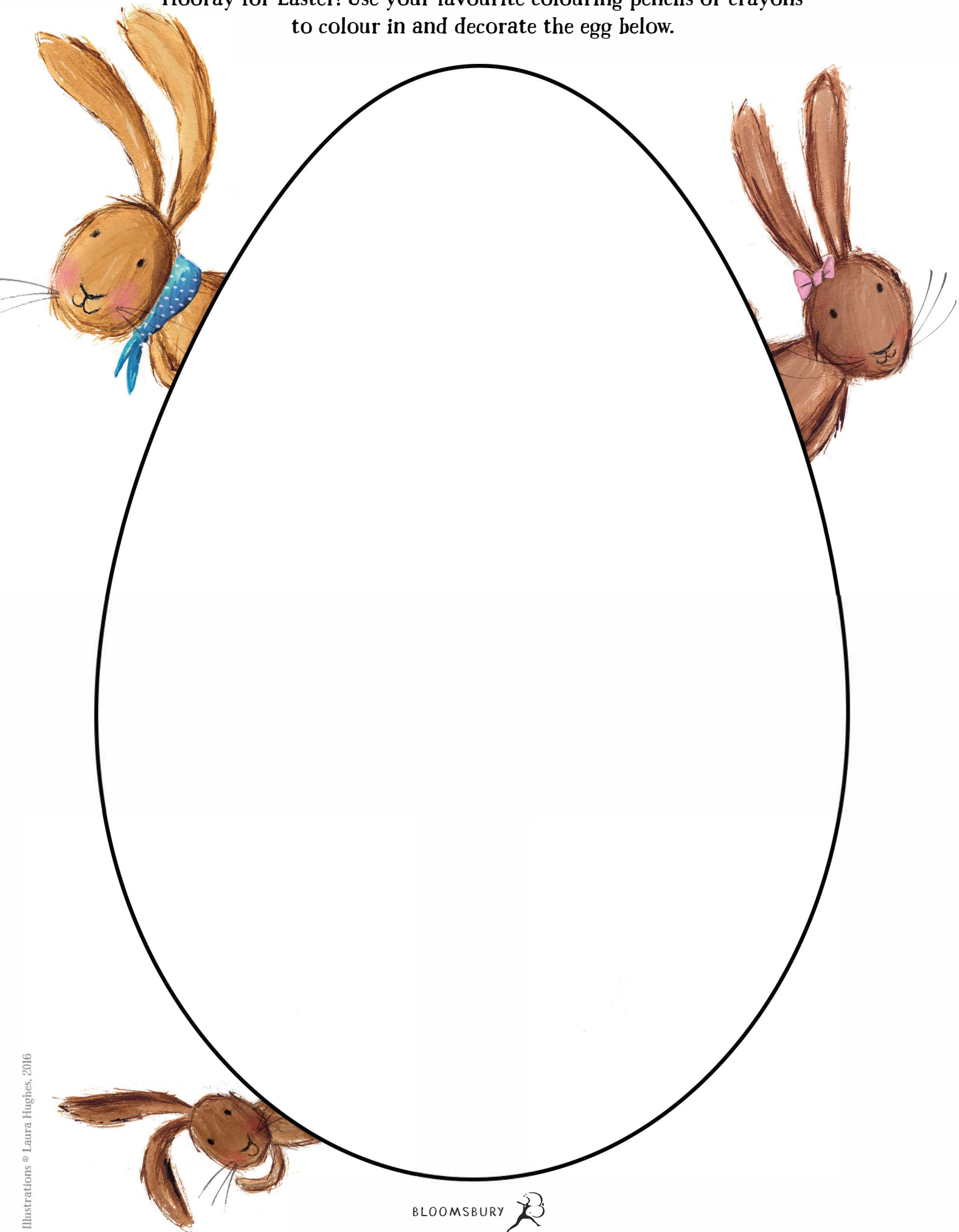
# The BUNNY



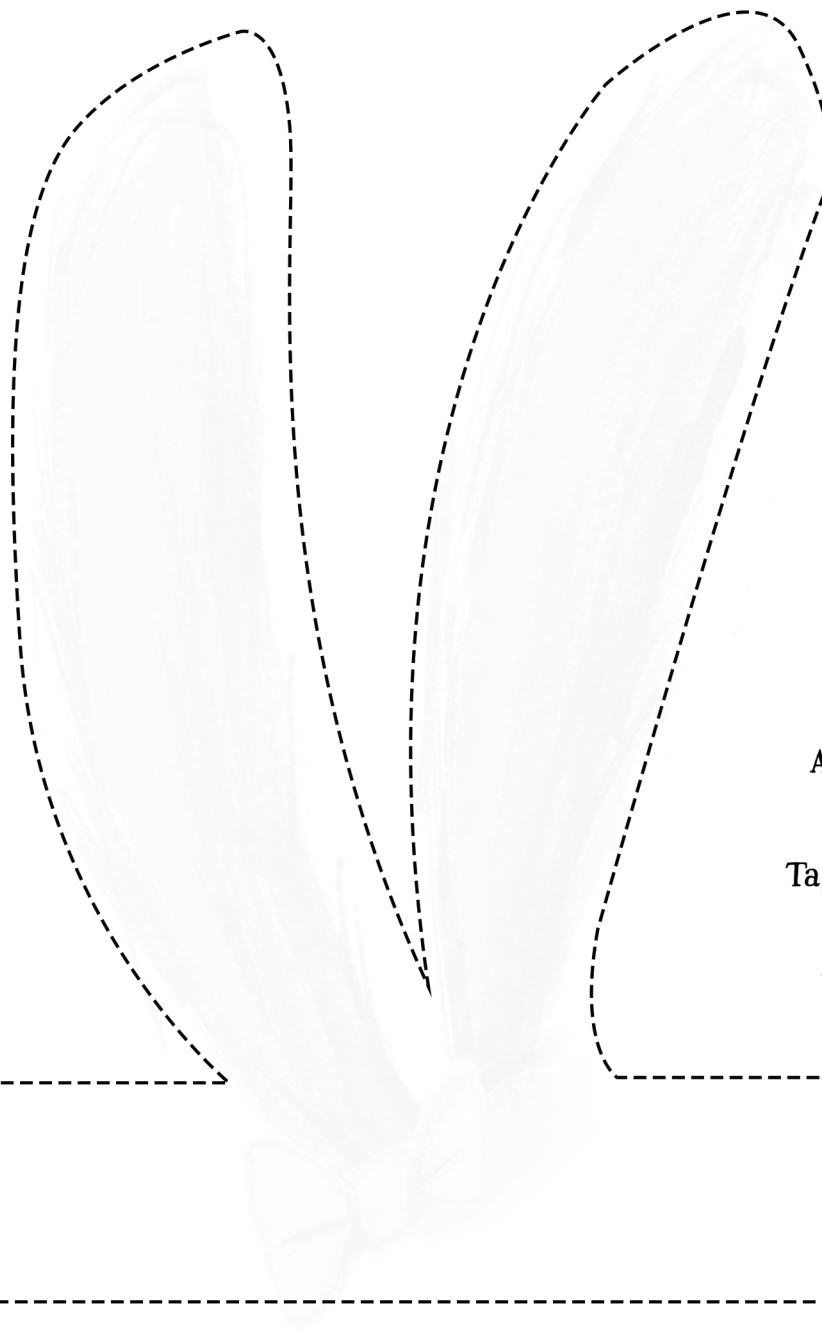
Adventures

# Design your own Easter egg!

Hooray for Easter! Use your favourite colouring pencils or crayons to colour in and decorate the egg below.



# Create your own bunny ears



**You'll need:**  
Colouring pencils or crayons  
Scissors  
Tape or staples

## Step one

Colour in and decorate your bunny ears

## Step two

Ask a grown up to help you cut out the ears

## Step three

Tape or staple the strips together to fit around  
your head

Now you're ready to hop on an adventure,  
just like the bunnies!

How many easter eggs in the jar?

Name .....

My guess is .....



Name .....

My guess is .....



Name .....

My guess is .....



Name .....

My guess is .....



Name .....

My guess is .....



Name .....

My guess is .....



Name .....

My guess is .....







Name .....

My guess is .....






# Create your own egg hunt!

Host your own egg hunt by popping out the eggs on this sheet and hiding them around your space for children to find!



# Create your own egg hunt!

Host your own egg hunt by popping out the eggs on this sheet and hiding them around your space for children to find!





# We're going on an egg hunt!

## Can you find all ten Easter eggs?

Tick each of the boxes once you've found each egg.  
When you've found them all, hand this sheet to the teacher to claim your prize!

1



2



3



4



5



6



7



8



9



10





Illustrations © Laura Hughes, 2016



# An a-mazing egg hunt

The bunnies are ready for an exciting egg hunt, can you help them through the maze avoiding the obstacles so they can collect their eggs?





# An a-mazing egg hunt answer

