

SIBÉAL POUNDER

WITCH GLITCH



ACTIVITY
PACK

Illustrated by
Laura Ellen
Anderson

HAVE YOU MET THE WITCH WARS WITCHES?

TIGA WHICABIM



LIKES:
Her slug

DISLIKES:
Miss Heks's
cheese water

FUN FACT:
Her name is
an anagram
of 'I Am A Big
Witch'

FRAN THE FABULOUS FAIRY



LIKES:
SHOW BUSINESS!

DISLIKES:
People against
glittery dust

FUN FACT:
Her latest film won
the award for Best
and Only Fairy Film
of the Year

PEGGY PIGWIGGLE

LIKES:
Adventures with Tiga

DISLIKES:
People being mean

FUN FACT:
Peggy, in an attempt
to smooth her hair,
once tried a spell
designed for taming
bears (because bear
rhymes with hair ...)



FELICITY BAT

LIKES:
Levitating

DISLIKES:
Anything not evil

FUN FACT:
She is the
granddaughter of
Celia Crayfish,
the most evil
witch ever to rule
Sinkville



GO ON A WITCH WARS ADVENTURE!



HAVE YOU MET THE WITCH WARS WITCHES?

AGGIE HOOF



LIKES:
Her best friend Fel-Fel (Felicity Bat)

DISLIKES:
Anyone who doesn't follow fashion trends

FUN FACT:
Her pet is a diamond-studded octopus

LIZZIE BEAST



LIKES:
Her best friend Patty Pigeon

DISLIKES:
Being clumsy

FUN FACT:
Her mother once sat on a fairy and squashed her, kick-starting the Fairy Riots

FLUFFANORA BREW

LIKES:
Clutterbucks

DISLIKES:
Silly contests like Witch Wars

FUN FACT:
Fluffanora was originally called Anna, but changed her name when she was four years old on a whim



MILLY AND MOLLY



LIKES:
Milly and Molly

DISLIKES:
Everyone else

FUN FACT:
No one in Sinkville is exactly sure who is Milly and who is Molly

PATTY PIGEON

LIKES:
Quiet things

DISLIKES:
Oh, nothing really, except maybe chandeliers (since *Witch Wars*)

FUN FACT:
She likes fun facts



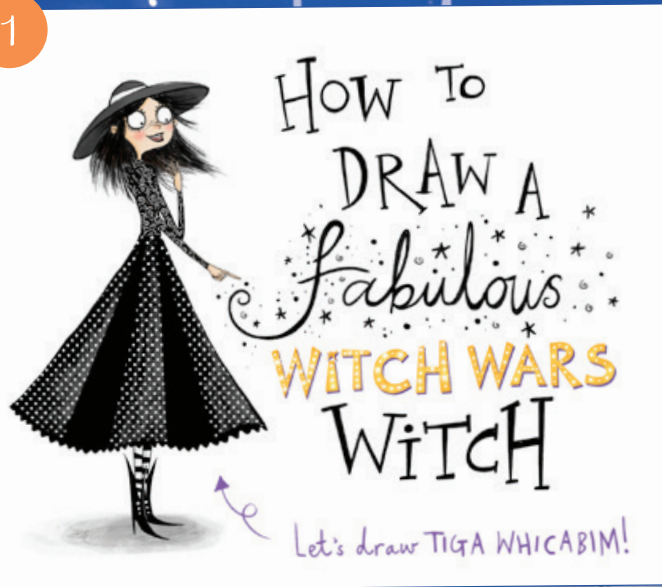
GO ON A WITCH WARS ADVENTURE!




HOW TO DRAW TIGA WHICABIM STEP BY STEP

Here are 12 magical steps to show you how Laura Ellen Anderson draws Tiga Whicabim. Make your picture even more wonderful by adding Fran the Fabulous Fairy and all sorts of magic happening around Tiga.


1




2



3



4



Continued on the next page ...

GO ON A
WITCH WARS
ADVENTURE!



HOW TO DRAW TIGA WHICABIM STEP BY STEP (cont.)

5



6



7



8



Continued on the next page ...

GO ON A
WITCH WARS
ADVENTURE!



HOW TO DRAW TIGA WHICABIM STEP BY STEP (cont.)

9



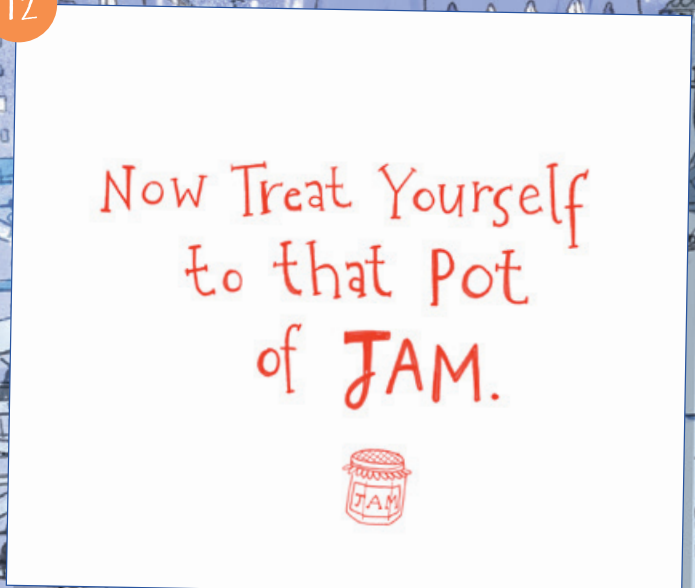
10



11



12



**GO ON A
WITCH WARS
ADVENTURE!**



DESIGN A WITCH WARS HAT

Can you draw a new hat for Tiga Whicabim?



GO ON A
WITCH WARS
ADVENTURE!



COLOUR IN

Get your colouring pencils out and colour in
Cakes, Pies and That's About It Really



GO ON A
WITCH WARS
ADVENTURE!



BLOOMSBURY sibelpounder.com

WHICH WITCH IS WHICH?

Unscramble the names to reveal which witch is which

a) GICWA TBAGIMI

--	--	--	--	--	--	--	--	--	--	--	--	--	--	--	--	--	--

b) GPWGG PWIYELGEGI

--	--	--	--	--	--	--	--	--	--	--	--	--	--	--	--	--	--

c) BFCIY ILETTA

--	--	--	--	--	--	--	--	--	--	--	--	--	--	--	--	--	--

d) EAGG OOFHEI

--	--	--	--	--	--	--	--	--	--	--	--	--	--	--	--	--	--

e) BAZIEL ESTZI

--	--	--	--	--	--	--	--	--	--	--	--	--	--	--	--	--	--

f) FFNRBW FLUAOARE

--	--	--	--	--	--	--	--	--	--	--	--	--	--	--	--	--	--

g) EOIG PPTYATN

--	--	--	--	--	--	--	--	--	--	--	--	--	--	--	--	--	--

ANSWERS: a) TIGA WHICABIM, b) PEGGY PIGWIGLE, c) FELICITY BAT, d) AGYIE HOOF, e) LIZZIE BEAST, f) FLUFFANORA BREW, g) PATTY PIGEON

GO ON A WITCH WARS ADVENTURE!

BLOOMSBURY sibelpounder.com



WITCH WARS BUNTING

Have a go at making your very own Witch Wars bunting – perfect for parties or to decorate your room!

You will need:

- ★ Lots of photocopies of these bunting shapes
- ★ String or ribbon to attach the bunting to
- ★ Glue or Sellotape



GO ON A
WITCH WARS
ADVENTURE!



WITCH WARS BUNTING



GO ON A
WITCH WARS
ADVENTURE!

