





Activity Pack



Create Your Own Festive Paper Chains

Get a whiff of these Christmassy designs!

1. Ask an adult to help you carefully cut out the strips below
2. Make a loop with the first strip by placing the glue on the tab and attaching the opposite end
3. Place the next strip through the first loop and repeat to make a chain.
4. We've left two strips blank for you to design your own paper chain. Feel free to add glitter, tinsel or anything else to make it stand out!



Word Search

It looks like a few words have been hidden below!

Can you find all ten of them?

P	A	J	S	M	E	L	L	V	B
R	N	B	C	E	S	D	T	Y	J
E	M	P	Q	J	D	G	H	B	X
S	C	H	R	I	S	T	M	A	S
E	B	L	E	N	Z	F	V	U	K
N	J	S	I	G	A	R	E	B	U
T	I	O	N	L	C	E	N	L	N
A	Q	Y	D	E	R	J	W	E	K
W	T	D	E	U	W	P	A	Z	I
S	E	G	E	K	O	R	E	C	B
N	F	A	R	T	N	U	Y	H	F
M	E	F	R	T	S	A	N	T	A

Bauble
Christmas
Fart
Jingle
Present
Reindeer
Santa
Skunk
Smell
Snow





My Christmas Wishes


Share your Christmas wish list below. This can include gifts you'd like to receive, and also your hopes and dreams for the festive season too!



Create Your Own Party Hat

It's time to get ready for the Christmas party!
Follow the steps below to make your festive hat

1. Decorate the template below – try to make it as colourful and festive as you can!
2. Ask an adult to help you carefully cut out the template
3. Glue the marked edge and attach the other side of the template to make a cone shape



@KidsBloomsbury



@bloomsburychildrens



@SophieMCorrigan #MarkSperring

It's A Match!

Match all the pairs of skunks below.

Which skunk is not in a pair?



Spot the Difference

Can you spot SIX differences between the two pictures?





Answer Sheet

P	A	J	S	M	E	L	L	V	B
R	N	B	C	E	S	D	T	Y	J
E	M	P	Q	J	D	G	H	B	X
S	C	H	R	I	S	T	M	A	S
E	B	L	E	N	Z	F	V	U	K
N	J	S	I	G	A	R	E	B	U
T	I	O	N	L	C	E	N	L	N
A	Q	Y	D	E	R	J	W	E	K
W	T	D	E	U	W	P	A	Z	I
S	E	G	E	K	O	R	E	C	B
N	F	A	R	T	N	U	Y	H	F
M	E	F	R	T	S	A	N	T	A

